

On Filtration in a Rectangular Interchange with a Particularly Unpermeable Vertical Wall in the Evaporation

EN Bereslavskii* and LM Dudina

Department of Applied Mathematics and Informatics, University of Civil Aviation, St. Petersburg, Russia

Article Info

*Corresponding author:

EN Bereslavskii

Department of Applied Mathematics and Informatics

University of Civil Aviation

St. Petersburg

Russia

E-mail: eduber@mail.ru

Received: May 16, 2018

Accepted: May 21, 2018

Published: May 26, 2018

Citation: Bereslavskii EN, Dudina LM. On Filtration in a Rectangular Interchange with a Particularly Unpermeable Vertical Wall in the Evaporation. *Int J Phys Stud Res.* 2018; 1(1): 6-10.

doi: 10.18689/ijpsr-1000102

Copyright: © 2018 The Author(s). This work is licensed under a Creative Commons Attribution 4.0 International License, which permits unrestricted use, distribution, and reproduction in any medium, provided the original work is properly cited.

Published by Madridge Publishers

Abstract

We consider a plane steady-state filtration in a rectangular bridge with a partially impermeable vertical wall in the presence of evaporation from a free surface of groundwater. To study the effect of evaporation, a mixed multiparametric boundary-value problem of the theory of analytic functions is formulated and using the method of P. Y. Polubarinova-Kochina. Based on the proposed model, an algorithm is developed to calculate the dependence of efficiency and productivity of hydrodynamic analysis.

Keywords: Filtration; Evaporation; Jumper; Ground water; Free surface; Polubarinova-Kochina method; Complex velocity; Conformal mappings; Differential equations of the Fuchs class.

Introduction

As it is known [1-6], the exact solution of tasks on inflow of liquid to an imperfect well with the flooded filter (i.e. an axisymmetric task) or the tubular well representing an impenetrable pipe with the filter in its some part is connected with great mathematical difficulties and so far isn't found. Therefore in due time as the first approach to the solution of similar tasks some corresponding flat tasks analogs about a filtration to imperfect rectilinear gallery in free-flow layer [4, 7] and in a rectangular crossing point with partially impenetrable vertical wall were considered [8]. It should be noted that areas of complex speed of the specified cases allow to apply by means of inversion at the decision Christoffel-Schwartz's formula.

In work [9] it is shown that the current picture near the impenetrable screen significantly depends not only on imperfection of gallery, but also on evaporation existence that is strongly reflected in an expense of gallery and ordinate of a point of an exit of a curve depression to an impenetrable wall.

In the real work the exact analytical solution of a task on a current of ground waters through a rectangular crossing point with partially impenetrable vertical wall in the presence of evaporation from a free surface of ground waters is given. In this case in the field of complex speed, unlike [1, 4, 6-8] there are not rectilinear, but circular polygons that doesn't give the chance to use classical integral of Christoffel-Schwartz.

For the solution of a task P. Y. Polubarinova-Kochina's method is used [1-6]. By means of developed for areas of a special look [10-12] which are characteristic for problems of an underground hydromechanics, ways of conformal display of circular polygons [13-19] decides mixed multiple parameter tasks of the theory of analytical functions.

The accounting of characteristics of the considered current allows to receive the decision through elementary functions that does its use by the simply and convenient. The provided detailed hydrodynamic analysis gives the flavor about possible dependence of filtrational characteristics of the movement on all physical parameters. The received results, at least, qualitatively can be postponed for a case of tubular wells.

Formulation of the problem

In fig. 1 the rectangular crossing point with slopes of AA_1 and DB on the impenetrable horizontal basis of length of L is presented. Water height in the top tail of H , lower tail with water level of H_2 , having partially impenetrable vertical wall CD (screen), adjoins a layer sole. If the working part of the crossing point CB (filter) of width of H_1 is flooded, $H_2 > H_1$, an interval of seepage, usual for dams, is absent [1]. The upper bound of area of the movement is the free surface of AD , coming to the disproportionate CD , screen to which there is a uniform evaporation of intensity ε ($0 < \varepsilon < 1$). Soil is considered uniform and isotropic, the current of liquid submits to Darci law with known coefficient of a filtration $\kappa = \text{const}$.

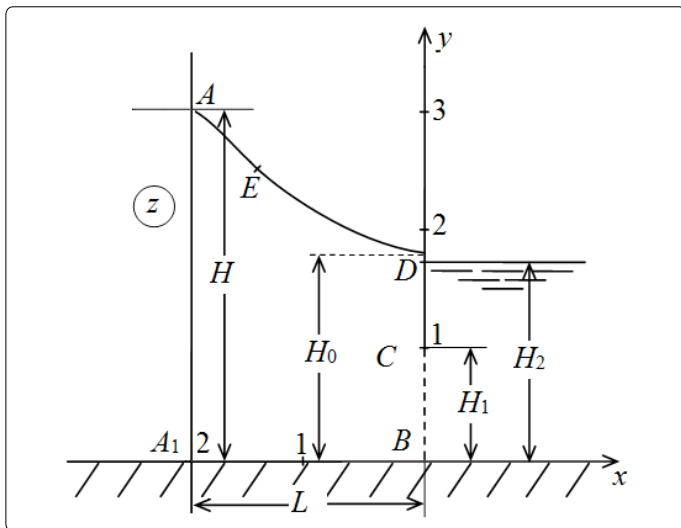


Figure 1. Picture of a current in a rectangular crossing point calculated at $\varepsilon = 0.5, H = 3, L = 2, H_1 = 1, H_2 = 1.4$.

We will enter the complex potential of the movement $\omega = \varphi + i\psi$ (φ - speed potential, ψ - function of current) and complex coordinates $z = x + iy$, carried respectively κH and H , where H - a pressure in A point.

At choice of system of coordinates specified fig. 1 and at combination of the plane of comparison of pressures with the $y=0$ plane on border of area of a filtration the following regional conditions are satisfied:

$$\begin{aligned} AD : \varphi = -y, \psi = -\varepsilon x + Q; \quad DC : x = 0, \psi = Q; \\ CB : x = 0, \varphi = -H_2; \quad BA_1 : y = 0, \psi = 0; \quad A_1A : \varphi = -H, x = -L. \end{aligned} \quad (1)$$

The task consists in definition of provision of a free surface of AD and finding of ordinate of H_0 - points of an exit of a curve depression to the impenetrable screen, and also a filtrational expense of Q .

Creation of the decision.

For the solution of a task we use P. Y. Polubarinova-Kochina's method which is based on application of the

analytical theory of the linear differential equations of a class of Fuchs [1-6, 20]. We will enter: auxiliary area t (fig. 2) - semi-strip $\text{Re } t > 0, 0 < \text{Im } t < 0.5\pi$ a parametrical variable t at compliance of points $t_A = \infty, t_{A_1} = \text{arctg} \sqrt{a_1} + 0.5\pi, t_B = \text{arctg} \sqrt{b} + 0.5\pi$ ($1 < a_1 < b < \infty$), a_1, b - unknown affixes of points A_1 and B in the plane $t, t_C = 0.5\pi$ and $t_D = 0$; function $z(t)$, conformally displaying a plane t semi-strip on area z , and also derivative dw / dt and dz / dt .

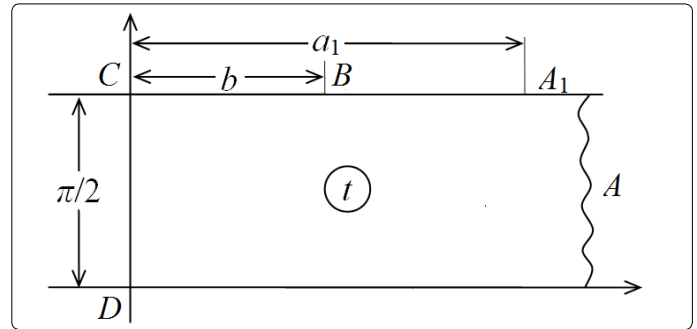


Figure 2. Area of an auxiliary parametrical variable t .

We will address to area of complex speed of w , corresponding to boundary conditions (1) which is represented on fig 2. This area representing a circular quadrangle of $ACDE$ with a section with top in E point (the corresponding inflection point of a curve depression) and a corner at A , top belongs to a class of polygons in polar grids and was investigated [12-19] earlier. It is important to emphasize that similar areas, despite the private look, however are very typical and characteristic for many problems of an underground hydromechanics: at a filtration from channels, sprinklers and reservoirs, at currents of fresh waters over based salty, in problems of a flow of the tongue of Zhukovsky in the presence of salty retaining waters (see, for example, [9,21]).

The function making conformal display of a semi-strip to area of complex speed of w , has a former appearance [9]

$$w = -\sqrt{\varepsilon}i \frac{\sqrt{\varepsilon}(\text{ch } t \text{ch } vt + \text{Csh } t \text{sh } vt) + i(\text{chtsh } vt + \text{Csh } t \text{ch } vt)}{\text{ch } t \text{ch } vt + \text{Csh } t \text{sh } vt - i\sqrt{\varepsilon}(\text{chtsh } vt + \text{Csh } t \text{ch } vt)}, \quad (2)$$

where C ($C \neq 1$) - some suitable material constant.

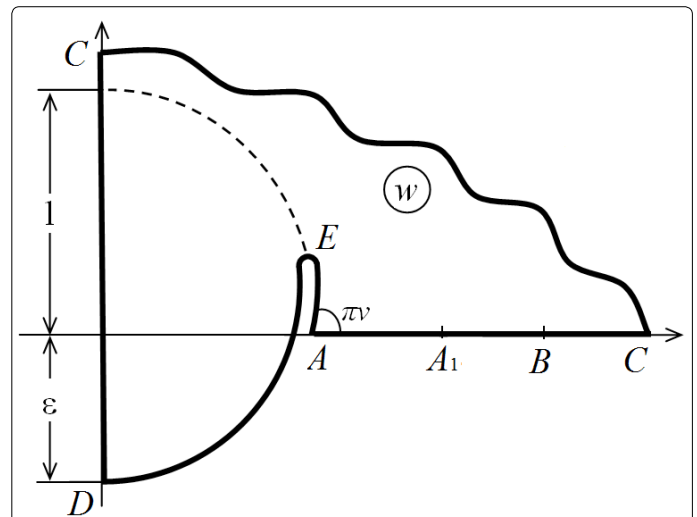


Figure 3. Area of Complex Speed of w .

Defining characteristic indicators of the dw / dt and dz / dt

functions about regular special points [1-6, 20], considering that $w = dw / dz$ and in view of a ratio (2), we will come to dependences

$$\frac{d\omega}{dt} = iM \frac{\sqrt{\varepsilon}(\text{chtch } vt + \text{Csh}t\text{sh } vt) + i(\text{chtsh } vt + \text{Csh}t\text{ch } vt)}{\Delta(t)},$$

$$\frac{dz}{dt} = -\frac{M}{\sqrt{\varepsilon}} \frac{\text{chtch } vt + \text{Csh}t\text{sh } vt - i\sqrt{\varepsilon}(\text{chtsh } vt + \text{Csh}t\text{ch } vt)}{\Delta(t)}, \quad (3)$$

$$\Delta(t) = \sqrt{[(a_1 - 1)\text{sh}^2 t + a_1][(b - 1)\text{sh}^2 t + b]},$$

where $M > 0$ - a large-scale constant of modeling.

It is possible to check that functions (3) meet the boundary conditions (1) reformulated in terms of the dw / dt и dz / dt , functions and, thus, are the parametrical solution of an initial regional task. Record of representations (3) for different sites of border of a semi-strip with the subsequent integration on all contour of auxiliary area of the parametrical t leads to short circuit of area of a current and, thereby, serves as control of calculations.

As a result we receive expressions for the set sizes: width of the L crossing point, water level in the top H and the lower H_2 the tail's and lengths of H_1 of the filter

$$\int_0^\infty X_{DA}(t)dt = L, \int_{\text{arctg}\sqrt{a_1}}^\infty Y_{AA}(t)dt = H, \int_0^{0.5\pi} [\Phi_{DC}(t) + Y_{DC}(t)]dt + H_1 = H_2, \int_0^{\text{arctg}\sqrt{b}} Y_{CB}(t)dt = H_1, \quad (4)$$

and also required coordinates of points of a free surface AD

$$x(t) = -\int_0^t X_{DA}(t)dt, \quad y(t) = H_0 - \int_0^t Y_{DA}(t)dt \quad (5)$$

and expressions for a filtrational expense of Q and ordinate of a point of an exit of a free surface to the screen

$$Q = \int_0^{\text{arctg}\sqrt{b}} \Psi_{CB}(t)dt, \quad H_0 = H - \int_0^\infty \Phi_{DA}(t)dt. \quad (6)$$

Control of the account are other expressions for sizes Q , H_0 and L

$$Q = -\varepsilon L + \int_{\text{arctg}\sqrt{a_1}}^\infty \Psi_{AA}(t)dt \quad (7)$$

$$H_0 = H_2 - \int_0^{0.5\pi} \Phi_{DC}(t)dt, \quad H_0 = H_1 + \int_0^{0.5\pi} Y_{DC}(t)dt, \quad (8)$$

$$L = \int_{\text{arctg}\sqrt{b}}^{\text{arctg}\sqrt{a_1}} X_{BA_1}(t)dt, \quad (9)$$

and also expression

$$\int_0^\infty \Phi_{DA}(t)dt - \int_0^{0.5\pi} \Phi_{DC}(t)dt - \int_{\text{arctg}\sqrt{b}}^{\text{arctg}\sqrt{a_1}} \Phi_{BA_1}(t)dt, \quad (10)$$

directly following from boundary conditions (1).

In formulas (4) - (10) subintegral functions - expressions of the right parts of equalities (3) on the corresponding sites of a contour of auxiliary area t .

Limit case. At merge of points of A and A_1 , in the plane t ,

at $a_1 \rightarrow 1$ ($\text{arctg } a_1 = \infty$) the crossing point degenerates in free-flow layer semi-infinite at the left and the task about a current of ground waters to imperfect gallery investigated earlier [9] turns out.

Calculation of the scheme of a current and analysis of numerical results

Representations (3) - (10) contain four unknown constants of M , C , a_1 and b . The parameters a_1 , b ($1 < a_1 < b < \infty$), C ($C \neq 1$) are defined from the equations (4) for the set sizes H_1 , H_2 ($H_1 \leq H_2 < H$) and L , constant modeling of M thus is from the second equation (4), fixing water level H in the top tail of a crossing point. After definition of unknown constants consistently there is a filtrational expense of Q ordinate of H_0 of a point of an exit of a curve depression to an impenetrable site DC on formulas (6) and coordinates of points of a free surface of DA on formulas (5).

In fig. 1 the current picture calculated at $\varepsilon = 0.5$, $H = 3$, $L = 2$, $H_1 = 1.0$, $H_2 = 1.4$ (basic option [9]) is represented. Results of calculations of influence of the defining physical parameters ε , H , H_1 , H_2 and L at sizes Q and H_0 are given in tab 1-3. In fig. 4 dependences of an expense of Q (curves 1) and ordinates H_0 of an exit of a curve depression to the screen (curves 2) from parameters ε , H , H_1 , H_2 and L .

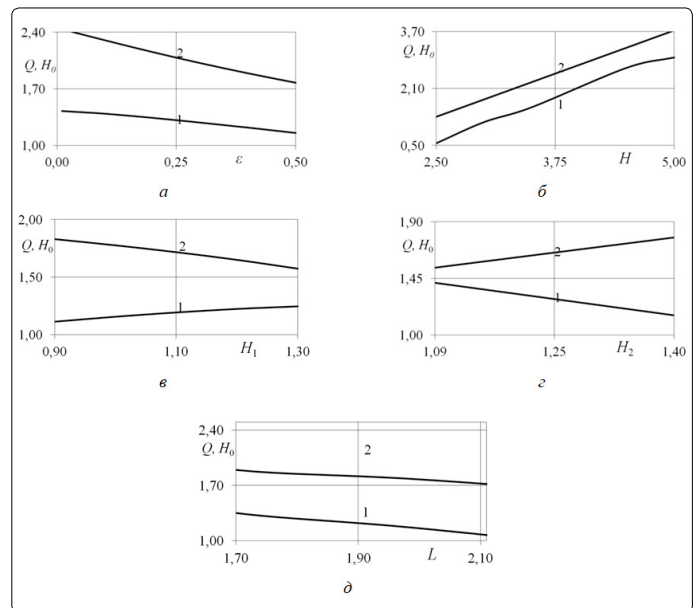


Figure 4. Dependences of the sizes Q and H_0 from ε (a) at $H = 3$, $L = 2$, $H_1 = 1$, $H_2 = 1.4$, from H (б) at $\varepsilon = 0.5$, $L = 2$, $H_1 = 1$, $H_2 = 1.4$; от L (в) at $\varepsilon = 0.5$, $H = 3$, $H_1 = 1$, $H_2 = 1.4$; from H_1 (г) at $\varepsilon = 0.5$, $H = 3$, $L = 2$, $H_2 = 1.4$; from H_2 (д) при $\varepsilon = 0.5$, $H = 3$, $L = 2$, $H_1 = 1$.

The analysis of these tables and schedules allows to draw the following conclusions.

First of all opposite qualitative nature of change of the sizes Q and H_0 at a variation of parameters attracts attention ε , H and L (tab. 1): also, as well as earlier [9] reduction ε and increase H is led to increase of an expense and ordinates of an exit of a curve depression to the screen. Thus, in relation to a filtration in a crossing point reduction of intensity and evaporation plays the same role, as well as increase in a pressure. Thus the greatest influence on the sizes Q and H_0

renders a pressure: at increase of parameter H by only 1.2 times the expense and ordinate increase more, than 52 and 24% respectively.

Table 1. Results of calculations of the sizes Q and H_0 at a variation ϵ , H and L

ϵ	Q	H_0	H	Q	H_0	L	Q	H_0
0.1	1.3937	2.3003	2.5	0,5624	1,4074	1.5	1.6261	2.1424
0.2	1.3423	2.1544	3.0	1,1554	1,775	1,7	1,897	1,3492
0.3	1.2839	2.0179	3.5	1,5715	2,0883	2.0	1.1554	1.7755
0.4	1.2218	1.8920	4.5	2,6811	3,3097	2.5	0.7585	1.5045
0.5	1.1554	1.7755	5.0	2,9726	3,7528	2.9	0.4863	1.3727

Essential interest is represented by dependences of an expense of a crossing point and ordinate of a point of an exit of a free surface to the screen from water level of H_2 in the lower tail, and also from extent of deepening of the screen, i.e. from the size H_1 at fixed ϵ , H and L (tab. 2). Here as well as concerning parameters ϵ and H observed opposite qualitative nature of change of the sizes Q and H_0 at a variation of H_1 and H_2 . It is visible that increase in water level of H_2 in the lower tail and reduction of deepening of the H_1 screen are followed by reduction of an expense and raising of a free surface that, in turn, it is expressed in increase in H_0 ; both of these factors characterize strengthening a subtime.

Table 2. Results of calculations of the sizes Q and H_0 at variation H_1 and H_2

H_1	Q	H_0	H_2	Q	H_0
0.9	1.1120	1.8292	1.09	1.3965	1.5533
1.0	1.1554	1.7755	1.19	1.3627	1.5775
1.1	1.1928	1.7161	1.29	1.2425	1.7051
1.2	1.2235	1.6494	1.39	1.1598	1.7695
1.3	1.2460	1.5728	1.40	1.1634	1.7694

Follows from table 1 and figure 4 that reduction of the H_1 и H_2 parameters respectively at 1.45 and 1.29 times attracts change of size Q for 16.8 % (at fixation of H_1) and 12 % (at fixation of H_2). Noted regularities lead to the conclusion that the expense of a crossing point depends on the size of lowering of the level in a little bigger degree, than on filter length (or from imperfection of a well or a well).

From fig. 4 it is visible that for basic option almost all dependences of the sizes Q and H_0 on parameters ϵ , H , H_1 , H_2 and L are close to the linear.

Comparison of the results received for basic option $Q = 1.155$ and $H_0 = 1.776$ with results $Q = 1.141$ and $H_0 = 1.768$ for basic option [9] where the current area was limited equipotential at the left shows that the relative error is very small and makes only 0.5 and 1.3% respectively.

Comparison of value of the expense $Q = 1.16$, received for basic option to $Q = 1.26$, value which follows at application of the generalized I.A. Charny's formula [1, with. 267] for a usual rectangular crossing point (without screen) in the presence of evaporation

$$Q = -\frac{\epsilon L}{2} + \frac{H^2 - H_2^2}{2L},$$

leads 8.3% to an error.

For comparison with results [7] we will consider option $\epsilon = 0.1$, $H = 1$, $L = 4$, $H_1 = 0.05$, $H_2 = 0.238$ for which $Q = 42$, $H_0 = 0.75$

is received, and, therefore, relative errors make respectively 71 and 61%.

Thus, as well as in [9], here too evaporation significantly influences a current picture.

Conclusion

The technique of creation of the exact analytical solution of a task on the movement in liquid in a rectangular crossing point with the screen in the presence of evaporation from a free surface of ground waters is developed. It is shown that the current picture near the impenetrable screen significantly depends not only on the filter size, but also on evaporation existence that is strongly reflected in an expense and ordinate of a point of an exit of a curve depression to the screen. The received results give an idea (at least qualitatively) of possible dependence of characteristics of a current by consideration of a task about a filtration already to an imperfect well or a tubular well.

References

1. Polubarinova-Kochina PYa. The Theory of Motion of Groundwater. *The science*, Gostekhizdat, Moscow. 1952; 1977
2. Aravin VI, Numerov SN. The Theory of Motion of Liquids and Gases in an Undeformable Porous Medium. *Gostekhizdat*, Moscow, 1953.
3. Polubarinova-Kochina PYa (Ed.). Development of Investigations into the Theory of Filtration in the USSR *The science*, Moscow.1967. doi: 10.12691/ajams-5-5-1
4. Polubarinova-Kochina PYa, Pryazhinskaya VG, Emikh VN. Mathematical Methods in the Problems of Irrigation. *The science*. Moscow 1969.
5. Mikhailov G K, Nikolaevskii VN. Motion of liquid and gases in porous media, in: Mechanics in the USSR in 50 Years. *The science*. Moscow 1970; 2: 585-648.
6. Kochina PY. Hydrodynamics and the theory of filtration. *Selected Works Nauka Publ*. Moscow. 1991.
7. Priazhinskaia VG. Movement of groundwater in a rectangular web with an impenetrable vertical wall. *AN SSSR. Mekhanika i Mashinostroenie*. 1964; 4: 41-49
8. Polubarinova-Kochina PY, Postnov VA, Emikh VN. Steady filtration to the unadulterated gallery in the free-flowing formation. *Izv. AN SSSR. Mekhanika zhidkosti i gaza*. 1967; 4: 97-100
9. Bereslavskii EN, Dudina LM. About flow of ground water to imperfect gallery in the presence of evaporation with a free surface. *Matem Mod*. 2018; 30(2): 99-109.
10. Kochina PY, Bereslavskii EN, Kochina NN. Analytical Theory of the Fuchs-Class Linear Differential Equations and Some Problems of Underground Hydromechanics, Pt. 1, Preprint No. 567 of the Institute for the Problems of Mechanics, *Russian Academy of Sciences*. Moscow 1996.
11. Bereslavskii EN, Kochina PYa. On Fuchs class differential equations encountered in some problems of the mechanics of liquids and gases, *Proceedings of the Academy of Sciences, mechanics of gas liquid*. 1997; 9:175
12. Bereslavskii EN. On closed form integration of one class of Fuchsian equations and its application. *Differ. Equ*.1989; 25: 1048-1049
13. Bereslavskii EN. On Fuchs-class differential equations associated with conformal mapping of circular polygons in polar grids. *Differ. Equ*. 1997; 33: 296-301
14. Bereslavskii EN. On closed form integration of some Fuchs-class differential equations associated with conformal mapping of circular pentagons with a cut. *Differ. Equ*. 2010; 46: 459-466. doi: 10.1134/S001226611

15. Bereslavskii EN. On accounting for infiltration or evaporation from a free surface by the method of circular pentagons. *Journal of Applied Mathematics and Mechanics*. 2010; 74: 239-251
16. Golubev VV. Lectures on the Analytical Theory of Differential Equations. *Gostekhizdat*. Moscow, Leningrad. 1950
17. Bereslavskii EN, Zakharenkova NV. Influence of the ground capillary and of evaporation from the free groundwater surface on filtration from canals. *Journal of Engineering Thermophysics*. 2010; 83: 496-504. doi: 10.1007/s10891-010-0370-y
18. Bereslavskii EN. Mathematical modeling of flows from canals. *Journal of Engineering Thermophysics*. 201; 84: 745-752. doi: 10.1007/s10891-011-0530-8
19. Bereslavskii EN. On calculation of filtration flows from sprayers of irrigation systems. *Journal of Engineering Thermophysics*. 2012; 85: 516-522. doi: 10.1007/s10891-012-0681-2
20. Bereslavskii EN. Calculation of filtration from canals and irrigators. *Journal of Engineering Thermophysics*. 2012; 85 :752-763. doi: 10.1007/s10891-012-0711-0
21. Bereslavskii EN. On the limiting cases related to flow past a Zhukovskii sheet pile. *Journal of Engineering Thermophysics*. 2015; 88: 602-609. doi: 10.1007/s10891-015-1228-0